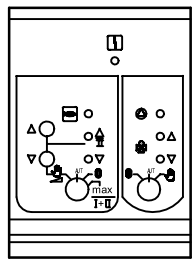




















 Tensiune de comandă 230V

 Tensiune joasă



Poziție comutator			
	k4	k5	k6
			
AUT	regim automat pompă	regim automat răcire	regim automat încălzire
			

Poziție comutator	Treapta 1 k1	Treapta 2 k2	k3
		Tastă încălzire ▲ 	Tastă răcire ▼ 
AUT	Treapta 1 regim automat	Treapta 2 regim automat încălzire	Treapta 2 regim automat răcire
			
max I+II	